


MODEL 800 (femtosecond version)


PERFORMANCE SPECIFICATIONS

TOPAS-C Model 800-fs is pumped by a fundamental harmonic of Ti:sapphire lasers and covers wavelength range from 1150 to 2600 nm. With optional frequency mixers this range can be extended from 189 nm to 20 microns.

PUMP REQUIREMENTS

Wavelength	770- 830 nm
Pulse width (FWHM)	25 to 200 fs
Pulse energy	0.1 to 3 mJ
Maximum average power	5 Watt
Polarization	horizontal
Spectral width	<1.3 times transform limit
Beam divergence	$M^2 < 1.5$
Pulse front tilt	<10% of pulsewidth
Pulse contrast	<5% of output energy in background
Energy instability	<2% peak-to-peak
Pulsewidth instability	<2% pulse-to-pulse
Spatial profile	Gaussian
Intensity modulation	<15%
Beam divergence	<1.2 x (diffraction limit)
Beam pointing instability	<0.1 x (diffraction limit)

PERFORMANCE SPECIFICATIONS WITH 800nm/1 mJ/ 100 fs PUMP PULSES AT 1kHz

OUTPUT FROM TOPAS

Tuning range (signal+idler)	1150-2600 nm
Energy (signal+idler)	> 250 μ J at peak
Pulse duration	(0.7 to 1.0) x pump pulse width
Polarization	signal wave (1150-1600 nm) vertical idler wave (1600-2600 nm) horizontal
Energy instability	<2% rms

OUTPUT FROM OPTIONAL UV-VIS GENERATOR SH OF SIGNAL (SHS) & SH OF IDLER (SHI)

Tuning range	580-800 nm (SHS)	800-1150 nm (SHI)
Pulse energy	80 μ J at peak	
Polarization	horizontal(580-800nm)	vertical (800-1150nm)

FEATURES

- Travelling wave dual crystal, two amplification stages configuration
- High output stability throughout the entire tuning range
- Energy conversion into the parametric radiation ~30-35%
- Angular tuning limited by crystal transparency range only
- Output pulse up to 2 times shorter than pump pulse
- Upgradability for pump energy, wavelength and pulse width
- Computer controlled operation
- Optional frequency mixers

PUMP+ IDLER (SFI)

Tuning range	533-600 nm
Pulse energy	> 60 μ J at peak
Polarization	vertical

PUMP+ SIGNAL (SFS)

Tuning range	475-533 nm
Pulse energy	> 90 μ J at peak
Polarization	vertical

SH OF SHS & SH OF SHI (FHS & FHI)

Tuning range	290-400nm (SH SHS)	400-475nm (SH of SHI)
Pulse energy	> 15 μ J @ 320 nm	> 6 μ J at peak
Polarization	vertical (290-400nm)	horizontal (400-475nm)

SH OF SFS & SH OF SFI

Tuning range	240-266nm (SH SFS)	266-300nm (SH of SFI)
Pulse energy	> 8 μ J at peak	
Polarization	horizontal	

OUTPUT FROM OPTIONAL DEEP UV GENERATOR*

PUMP+ (SH OF SFI), PUMP+(SH OF SFS) AND FHS

Tuning range	189-200nm (pump+SH of SFS)
	200-218nm (pump+SH of SFI)
	218-267nm (pump+FHS)
Pulse energy	> 3 μ J
Polarization	vertical
Pulse duration with options	above (0.7 to 1.0) x pump pulse width

OUTPUT FROM OPTIONAL DIFFERENCE-FREQUENCY GENERATOR (SIGNAL-IDLER)

Tuning range with DFG#1	2.4-11 μ m	
Pulse energy	> 8 μ J @ 4.0 μ m	> 1.5 μ J @ 10 μ m
Pulse duration	(1 to 1.5) x pump pulse width	
Tuning range with DFG#2	5-20 μ m	
Pulse energy	> 4 μ J @ 5 μ m	> 0.3 μ J @ 15 μ m
Pulse duration	(1 to 2) x pump pulse width	
Polarization	horizontal	

Beam divergence with all options <2x diffraction limit

* Assuming secondary 0.5 mJ pump channel

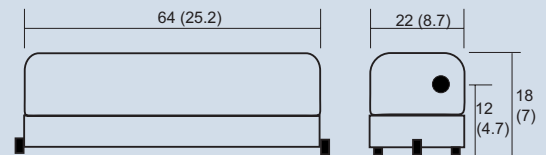
Optional polarization controller may change output polarization

Note: with increased pump energy TOPAS output energy scales up linearly

ACCESSORIES

- Frequency doubling and mixing options
- Deep-UV and mid-IR wavelength extensions
- Wavelength separators
- Polarization control unit

DIMENSIONS in cm (inches)



LIGHT CONVERSION LTD

Sauletekio av. 10
LT-10223 Vilnius
Lithuania
Tel. +370 (5) 2491830
Fax. +370 (5) 698723
E-mail: lc@lightcon.com



<http://www.lightcon.com>

TOPAS-C

MODEL 800 (femtosecond version)

PERFORMANCE DATA

TOPAS-C Model 800-fs is pumped by a fundamental harmonic of Ti:sapphire lasers and covers wavelength range from 1150 to 2600 nm. With optional frequency mixers this range can be extended from 189 nm to 20 microns.

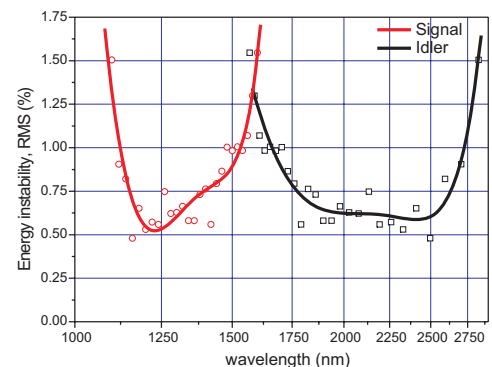
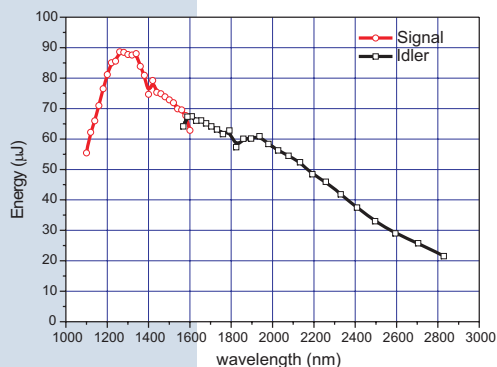
PUMP REQUIREMENTS

Wavelength	770- 830 nm
Pulse width (FWHM)	25 to 200 fs
Pulse energy	0.1 to 3 mJ
Maximum average power	5 Watt
Polarization	horizontal
Spectral width	<1.3 times transform limit
Beam divergence	$M^2 < 1.5$
Pulse front tilt	<10% of pulsewidth
Pulse contrast	<5% of output energy in background
Energy instability	<2% peak-to-peak
Pulsewidth instability	<2% pulse-to-pulse
Spatial profile	Gaussian
Intensity modulation	<15%
Beam divergence	<1.2 x (diffraction limit)
Beam pointing instability	<0.1 x (diffraction limit)

PERFORMANCE SPECIFICATIONS WITH 800nm/1 mJ/ 100 fs PUMP PULSES AT 1kHz

OUTPUT FROM TOPAS

Tuning range (signal+idler)	1150-2600 nm
Energy (signal+idler)	> 250 μ J at peak
Pulse duration	(0.7 to 1.0) x pump pulse width
Polarization	signal wave (1150-1600 nm) vertical idler wave (1600-2600 nm) horizontal
Energy instability	<2% rms



Typical output performance of TOPAS-C pumped with 0.5mJ, 792nm, 135fs pulses (Quantronix-4800). Stability of pump energy ~0.5% rms.

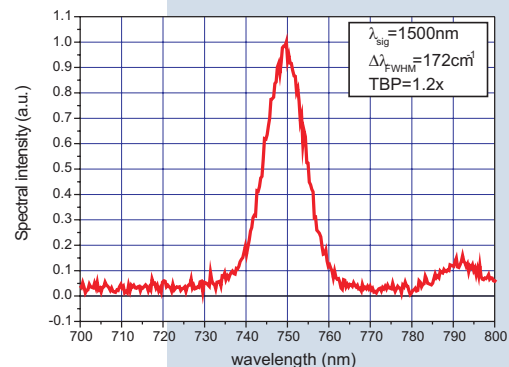
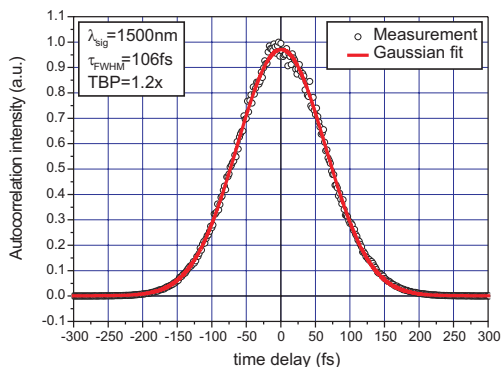
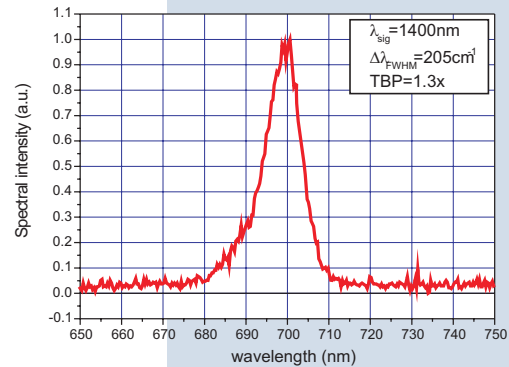
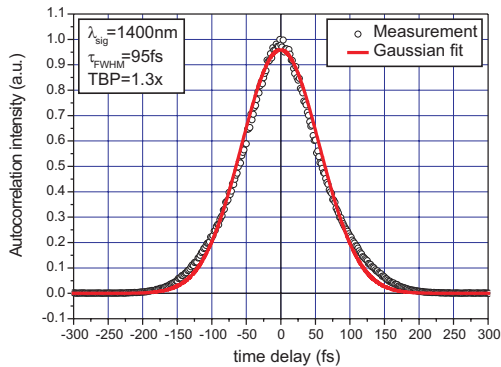
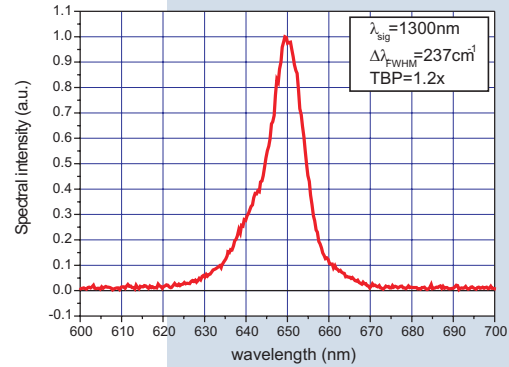
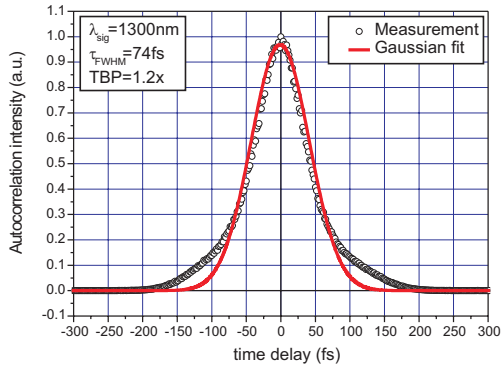
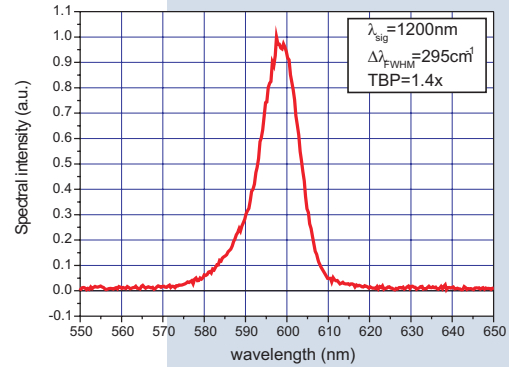
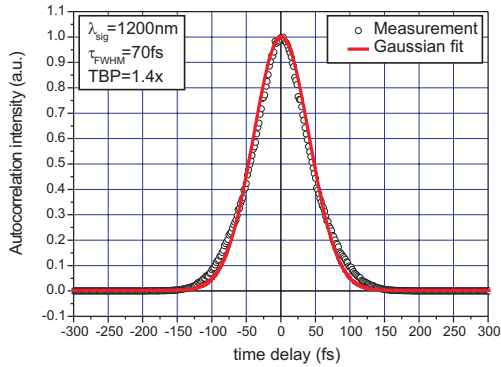
Note: output energies scale linearly with the pump energy in the pump energy range of 0.2 - 3 mJ

PERFORMANCE DATA

Signal Autocorrelations and SHS Spectra



Typical output performance of TOPAS-C pumped with 0.5mJ, 792nm, 135fs pulses (Quantronix-4800).



Note: TBP value is given with respect to TBP of transform limited pulse